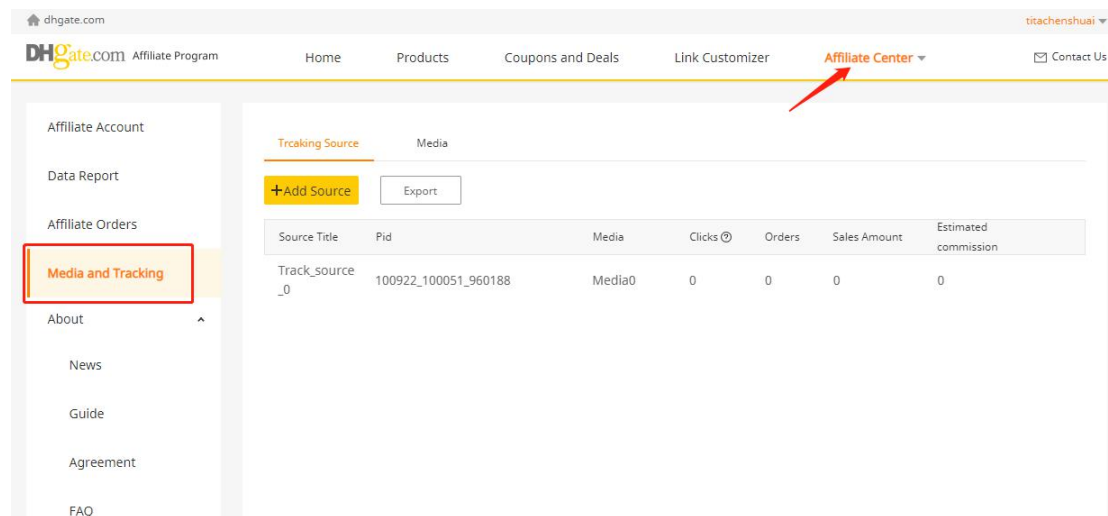


DHgate Affiliate Guide

How to Create media and tracking source

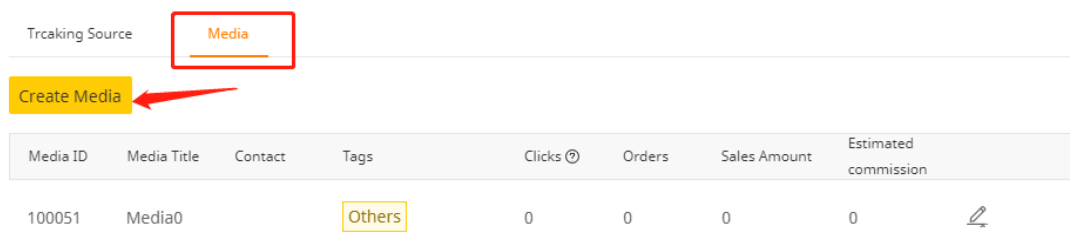
Step1

Find [Media and Tracking source] in your Affiliate Center



Step2

Create media that you want, it could be website, social media, blog, etc.



Media ✕

Edit the information about your media (website, social media, blog, etc.) to help track the conversion.

* Title:

* URL:

Contact:

* Tags: Types related with your media

Coupon&Cashback

Sub-Network

APP Marketing

Branding Marketing

PPC Ads

Email Marketing

Social Media Influencer

Content/Blog/Forum

Price Comparison

Deals

Media Company

Others

Cancel
Save

Step3

Add tracking source that you need to help track the conversion

Tracking Source

Media

+Add Source
Export

Source Title	Pid	Media	Clicks	Orders	Sales Amount	Estimated commission
Track_source_0	100922_100051_960188	Media0	0	0	0	0

Step4


Get data of tracking source that include clicks,orders, Sales Amont and Estimated commission

Tracking Source

Media

+Add Source

Export

Source Title	Pid	Media	Clicks 	Orders	Sales Amount	Estimated commission
Track_source_0	100922_100051_960188	Media0	0	0	0	0